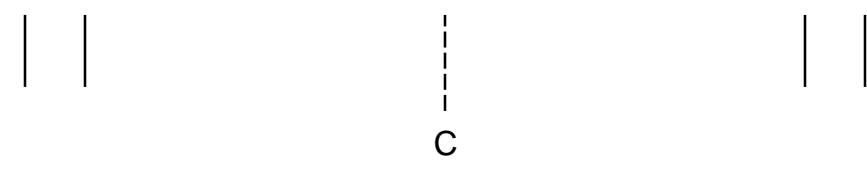
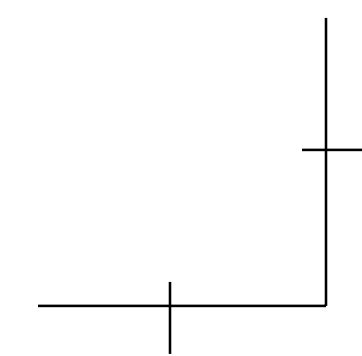
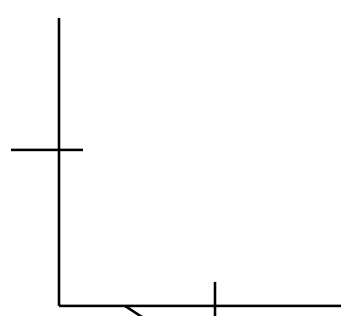
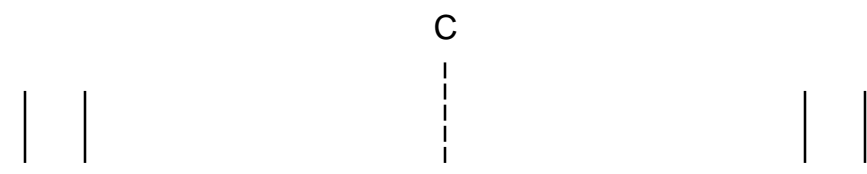
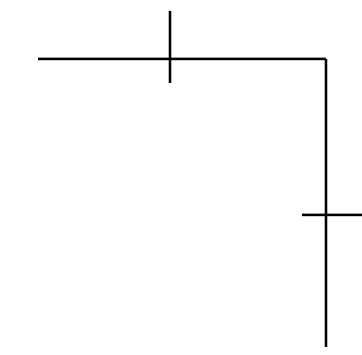
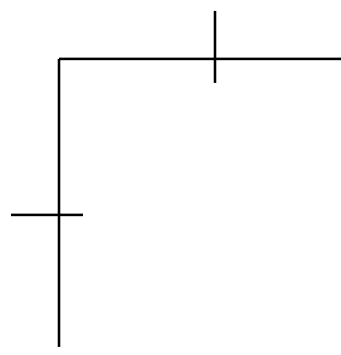


3-PANEL NARROW SPINE  
11" X 8 1/2" SHEET SIZE PLUS 1/2" TAB ALLOWANCE  
3" CAPACITY ANGLE D RING METAL  
COVER MATERIAL TEMPLATE  
3" Cap-118.5-AD-FS-C

OUTSIDE VIEW SHOWN --- PRINT THIS SIDE



BACK PANEL SIZE: 11-5/8" HIGH X 12-1/4" WIDE


COVER MATERIAL SIZE: 13 1/4" HIGH X 30 1/2" WIDE

PLEASE EXTEND ALL BLEEDS AT LEAST 1/8" BEYOND THE OUTER EDGE OF THE COVER MATERIAL

SPINE PANEL SIZE: 11-5/8" HIGH X 3-3/4" WIDE

BOTH HINGES ARE 5/16" WIDE

FRONT PANEL SIZE: 11-5/8" HIGH X 12-1/4" WIDE

 RIVET HEAD PLACEMENT  
PLEASE LEAVE A 1/8" PERIMETER VOID OF  
GRAPHICS AROUND EACH RIVET HEAD

PLEASE REMOVE BEFORE THE FINAL PRINT